

Monthly report March 2026

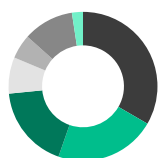
Share class A

Xantos is a mutual fund investing in the equity and/or equity related securities of small and mid-cap companies domiciled worldwide; both in industrialized countries and emerging markets. Xantos is qualified for investors with a long-term investment horizon wishing to participate in an excellent global small- and mid-cap equity portfolio.

Performance in USD*

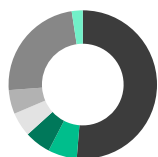


Sectors in %



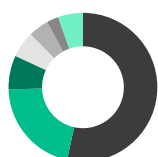
Information Technology	33.4%
Industrials	22.0%
Financials	18.1%
Materials	7.9%
Consumer Staples	5.3%
Other sectors	11.0%
Cash	2.4%

Countries in %



USA	51.3%
Norway	6.3%
Sweden	5.7%
Spain	5.3%
Germany	5.2%
Other countries	23.8%
Cash	2.4%

Currencies in %



USD	53.5%
EUR	21.1%
NOK	7.4%
SEK	5.7%
CHF	4.4%
CAD	2.6%
Other	5.4%

Net asset value in CHF

NAV (31.03.2026)	259.92
Total net assets in mn CHF	40.3

Current performance in %

	in CHF	in USD
Month	-3.2	-7.3
2026 (current year)	4.7	3.2

*NAV converted into USD

Historic performance in %

	in CHF	in USD
2025	14.4	30.9
2024	6.8	-0.8
2023	1.3	11.3
2022	-27.8	-28.9
2021	9.7	6.5
2020	36.3	49.3
2019	15.7	17.8
2018	-17.8	-16.6
2017	19.6	24.7
2016	8.2	4.0
2015	8.0	8.4
Since August 2012 p.a.	7.6	9.2

Largest positions

LUMENTUM HOLDINGS INC	3.1%
COHERENT CORP	3.0%
ADVANCED ENERGY INDUSTRIES	2.9%
SITIME CORP	2.7%
MKS INC	2.7%
SEMTECH CORP	2.4%
LYNAS RARE EARTHS LTD	2.3%
NORDNET AB PUBL	2.2%
AEHR TEST SYSTEMS	2.2%
NORDIC SEMICONDUCTOR ASA	2.1%

Characteristics

Price-to-book ratio	3.6
Price-to-earnings ratio (PE)	21.2
Price-to-cash flow ratio (PCF)	17.1
Return on common equity	13.8
Dividend yield	1.1
Number of holdings	80
Market capitalization mean in bn CHF	9.2

Representative in Switzerland: 1741 Fund Solutions AG; Paying agent in Switzerland: Tellco AG, Bahnhofstrasse 4, CH-6430 Schwyz; Depositary: LGT Bank AG, Vaduz; Fund Provider & Promoter: Wyss & Partner AG, Bahnhofstrasse 17, CH-7323 Wangs; Domicile: Liechtenstein (UCITS); Licensed for distribution: Deutschland, Österreich, Schweiz, Liechtenstein. Management fee: 1.5% p.a.; Performance fee: 10% (HWM, Hurdle 6%); Total Expense Ratio (TER): 1.69% (excl. Performance fee) A copy of the latest prospectus, of the Key Investor Information Document (KIID), the annual report and semi-annual report can be found on the website of Swiss Fund Data (www.swissfunddata.ch) or can be obtained, free of charge, from Wyss & Partner AG. This monthly report is intended to be of general interest only and is not an offer of share or an invitation to apply for shares. This document should not be construed as investment advice. Past performance is not an indicator or a guarantee of future performance. No shares of the Fund may be directly or indirectly offered or sold to nationals or residents of the USA.

Valor: 59691878 / ISIN: LI0596918784 / Bloomberg: WPXANTA LE